



PROCESS FOR PAID ONLINE MOCK TEST – OMT LIVE

Candidates who are willing to appear in CPCT exam may register for Paid Online Mock Test – OMT Live. This facility is specially designed for the candidate to appear for the practice exams. This facility provides the Look and feel of the real exam along with the Questions & Answers, which may also appear in actual exams. Candidate can avail paid online mock test for any number of times and time of the day.

Candidate had to pay the fee as prescribed in CPCT Rulebook for and submit the form to appear for Paid Online Mock Test – OMT Live. After successful payment, Payment Status–S & Order ID shall be visible, post that the candidate is advised to logout of current session and re-login at least after 5 minutes to get the real time Mock test. Payment once made will not be refunded in any circumstances. In case of multiple payments / non availability of Mock after successful payment, please raise a web complaint by quoting the Order ID and get the resolution.

This Paid Online Mock Test will provide the opportunity to the candidate to attempt only Multiple Choice Questions for the sections – Computer Proficiency & Proficiency in General Skills & Networking, Quantitative Aptitude, Reading Comprehension, General Mental Ability & Reasoning, General Awareness. Typing Test both in English & Hindi will not be provided in the Paid Online Mock Test – OMT Live. As Typing is a skill which needs to be practiced and it is already available in the Demo Mock on the portal, which is free to use and practice.

The detailed process to apply and appear for Paid Online Mock Test – OMT Live from candidate's account, following steps shall be followed:

1. Go to CPCT Official Website <https://www.cpct.mp.gov.in>, click on **Existing User** (Circled in Red) as shown in the picture below.

The screenshot shows the CPCT Official Website. The header includes the CPCT logo and the text 'COMPUTER PROFICIENCY CERTIFICATION TEST (CPCT) (Madhya Pradesh Agency for Promotion of Information Technology)'. The navigation bar has links: Home, About Us, Mock Test, FAQ, ScoreCard Verification, and Contact Us. Below the navigation bar, there is a 'HIGHLIGHTS' section with two items: 'CPCT Candidate Fee is Rs 660.' and 'Documents Required : Scan candidate photo, signature and Higher Second'. The main content area features a 'Notice' box on the left, a 'Welcome to Computer Proficiency Certification Test (CPCT)' message at the bottom, and a login/register overlay on the right. The overlay has two buttons: 'EXISTING USER' (circled in red) and 'REGISTER NOW'. The 'EXISTING USER' button is highlighted with a red circle.





COMPUTER PROFICIENCY CERTIFICATION TEST (CPCT)

(Madhya Pradesh Agency for Promotion of Information Technology)

2. On click of Existing User, candidate will be diverted to a New Screen where candidate shall enter its Registration Number (Username) and Password (Circled in Blue) to login, then click on Login button (Circled in Red).

← → ↻ digitalm.com/EForms/configuredHtml/1172/2575/login.html ☆ ⚙ ⌵

 **COMPUTER PROFICIENCY CERTIFICATION TEST (CPCT)**
(Madhya Pradesh Agency for Promotion of Information Technology) 

Candidate Login



* User Id

* Password

Version 14.02.01

3. After login, Select Online Mock Payment tab (Circled in Red) and click on the “+” Sign (Circled in Blue) as shown in the picture below

← → ↻ digitalm.com/EForms/loginAction.do#fragment-30 ☆ ⚙ ⌵

 **COMPUTER PROFICIENCY CERTIFICATION TEST (CPCT)**
(Madhya Pradesh Agency for Promotion of Information Technology) 

Registration Form **Application Form** **Online Mock Payment** **CPCT Online Mock Test**

Online Mock Payment

Note : Please Click + to pay for Online Mock Test

Your Selection

Action	Application Seq No
<input type="button" value="View"/>	██████

Record 1 to 1 of 1 Entries

Version 14.02.01



COMPUTER PROFICIENCY CERTIFICATION TEST (CPCT)

(Madhya Pradesh Agency for Promotion of Information Technology)

4. Read the instructions & press close button (Circled in Blue) as shown in picture below

Instructions

Kindly use Internet Explorer(version 10 to 11) or Mozilla Firefox(70to 85) or Google Chrome(66 to 89) to fill in the Application Form.
Fill in the details and click on Next to proceed. Use Mouse to move between fields for entry of data instead of using Tab Key.
Fields marked with * are mandatory.

1) Before Payment, Please check and ensure below specified system configuration are available in the system you are going to run Online Mock Test./भुगतान से पहले, कृपया जांच लें और सुनिश्चित करें कि जिस सिस्टम में आप ऑनलाइन मॉक टेस्ट चलाने जा रहे हैं, उसमें नीचे निर्देशित सिस्टम कॉन्फिगरेशन उपलब्ध है।

2) Prerequisite of system configuration for online mock test./ ऑनलाइन मॉक टेस्ट के लिए सिस्टम कॉन्फिगरेशन की बुनियादी आवश्यकता।

- Operating System: Windows 7, Windows 8.1, Windows 10 or Ubuntu LINUX (14.1 and 16)
- RAM: 4GB of RAM
- Processor: Intel Core i3 (or equivalent) and above
- HDD: 100 MB of free space
- Internet connectivity: 500kbps (recommended 5mbps)
- Browser: Google chrome (for best experience)

3) Post payment, candidate have to wait for 5 minutes (for payment verification) to get additional attempt/subscription of new mock test paper in Online Mock Test tab. After every successful payment, candidate will get additional attempt to get new mock test paper / भुगतान के बाद, उम्मीदवार को ऑनलाइन मॉक टेस्ट टैब में नए मॉक टेस्ट पेपर का अतिरिक्त प्रयास प्राप्त करने के लिए 5 मिनट (भुगतान सत्यापन के लिए) इंतजार करना होगा। प्रत्येक सफल भुगतान के बाद, उम्मीदवार को नया मॉक टेस्ट पेपर प्राप्त करने का अतिरिक्त प्रयास मिलेगा।

Close

5. Scroll down and make the payment as prescribed in CPCT Rulebook to get a new Mock Test paper on CPCT Online Mock Test. After successful payment, the candidate will get the payment details as shown in the picture below

Online Mock Payment

Personal Details

Application Sequence Number: 1000045
Name of The Candidate: MR TEST KDAS LKSD
Email ID: singh.ravi2@tcs.com
Mobile Number: 9755549462

Payment Details

Payment Mode: online
Payment Status: S
Payment Transaction Number: VIC10098921124
Payment Receipt Number: 20210708
Order ID: 100004520210708151036673
Payment Gateway Type: online
Amount: 100

Version 1.4.02.01

6. After getting Payment Status–S, Close the current Window, Logout of the CPCT Account and wait for at-least 5 minutes.

7. Now login again with your credentials into your CPCT Account and click on CPCT Online mock test tab (Circled in Red) as shown in the picture below

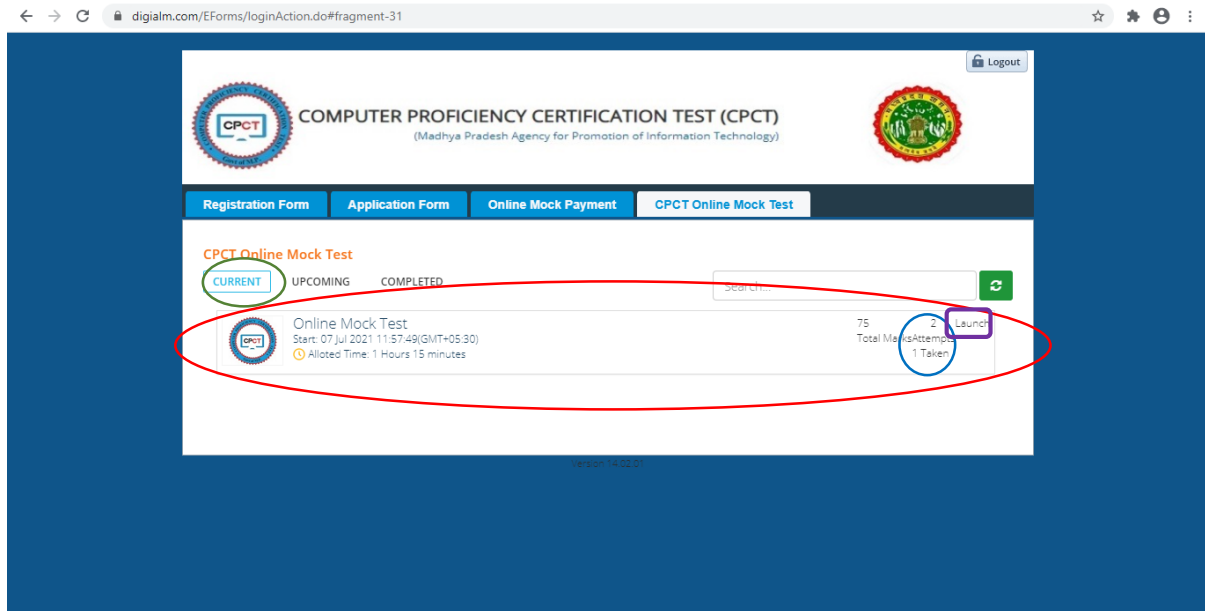
- On this tab candidate will receive a new attempt for CPCT Online Mock test under CURRENT Tab (Circled in Green).



COMPUTER PROFICIENCY CERTIFICATION TEST (CPCT)

(Madhya Pradesh Agency for Promotion of Information Technology)

- b. Attempts available to the candidate (Circled in Blue) will be count for which the candidate had paid for the Online Mock Test. It will reduce as the candidate attempts the Online Mock Test.

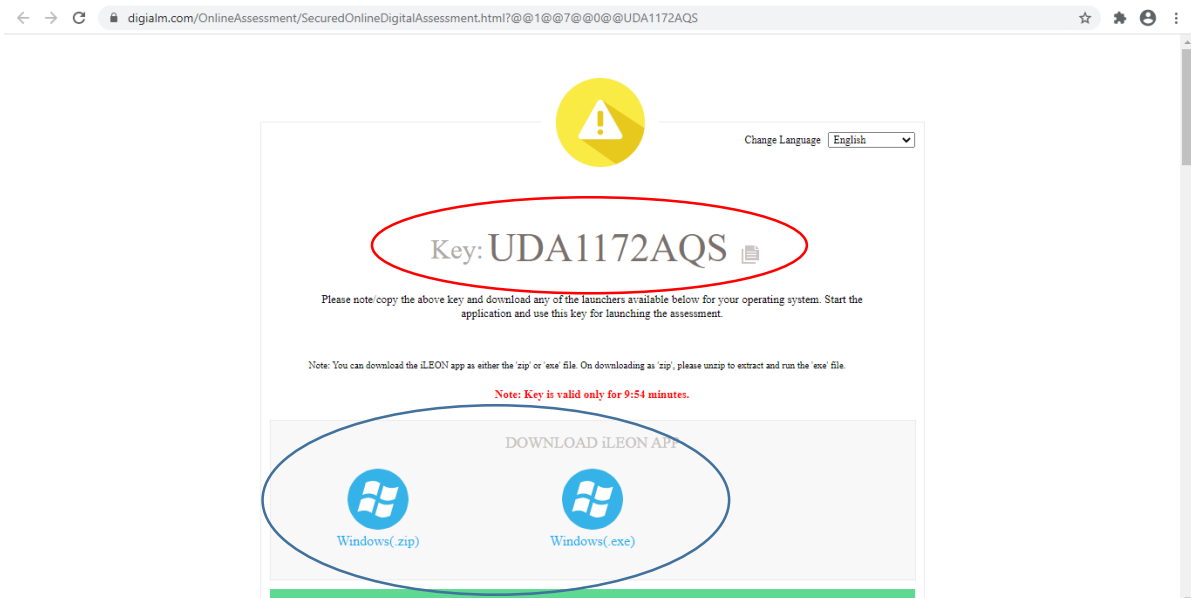


8. To attempt the Online Mock, candidate shall click on Launch button (Circled in Violet) as shown in the picture above.
9. On click of Launch Button candidate shall follow the following instruction to make the machine ready for to attempt online Mock Test. This is a one-time activity.
- Candidate shall be required to download a secure software (available in zip & exe both). Install the software as per instructions in Step No. 11 to install/start the Launcher. *If the Launcher is already downloaded, then re-download is not required.*
 - Post execution of the Launcher, a real time exam interface will be displayed to candidate with all the instructions for attempting online Mock Test.
 - This software will restrict any background operations & will close/restrict all the windows/application working in the background.
10. On click of Launch button, a New window/tab will be displayed as shown in the picture below.
- A Unique Key will be displayed (Circled in Red) to attempt the selected Online Mock Test. Candidate shall make a Note & copy the Unique Key, which require to start the test. This Unique Key is valid only for 09:00 Minutes and candidate shall start the launcher and provide the Unique Key within 09:00 Minutes.
 - Installer shall be download (Circled in Blue) from this window and the installation shall be done on the candidate machine to make the system ready for the test.




COMPUTER PROFICIENCY CERTIFICATION TEST (CPCT)

(Madhya Pradesh Agency for Promotion of Information Technology)

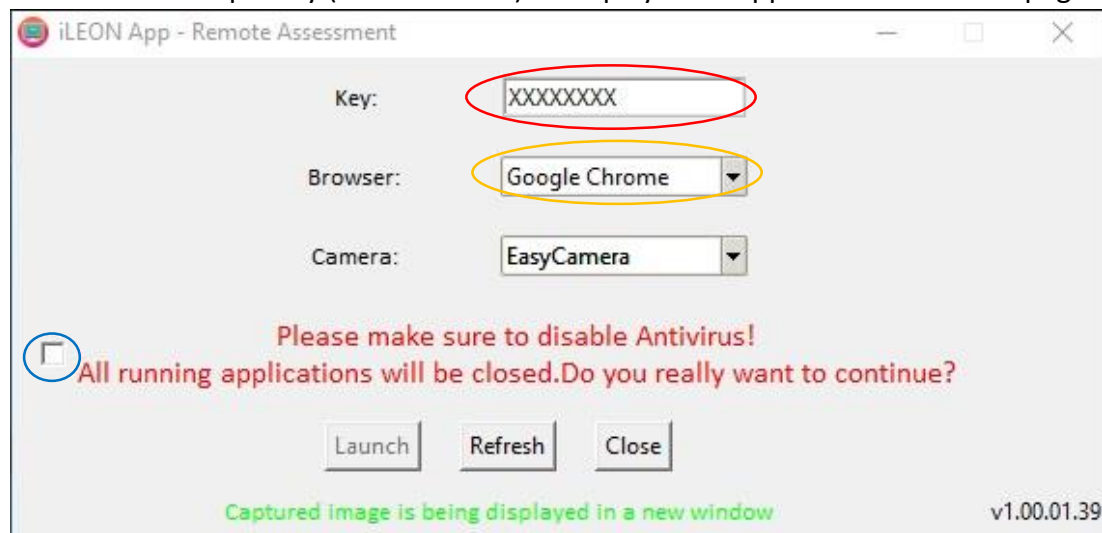


11. Candidate are advised to keep the Unique Key handy and carefully follow the steps mentioned below.

- Download the Zip file or exe file
- If zip file is downloaded, then extract the exe from the zip file
- Double click on the extracted application/exe file as shown in the picture below and start the installation.



d. Enter the unique key (Circled in Red) as displayed on application download page



e. Select the browser (Circled in Orange) from the dropdown list, that the candidate will be using for the assessment during Online Mock Test as shown above.



COMPUTER PROFICIENCY CERTIFICATION TEST (CPCT)

(Madhya Pradesh Agency for Promotion of Information Technology)

- f. Click on the check box (Circled in Blue), the 'Launch' button will be enabled.

12. Click on the 'Launch' button (Circled in Red) to launch the Mock test. On click of 'Launch', all the active applications and processes of the system will be closed and the Mock Test will be launched and the candidate can start attempting Multiple Choice Questions.
13. After submitting the Online Mock test, all the candidate responses will be evaluated and the results shall be made available under Completed Tab (Circled in Red) of the Online Mock Test. The result of each attempt will be displayed in the relevant attempt (Circled in Blue) to view result dashboard & score of each attempt as shown in the picture below.

14. Click on view report (Boxed in Orange) as shown in the above picture, a New window will be displayed wherein candidate can view the section wise score under performance TAB, click overall performance to view section wise score report as shown in the picture below.



COMPUTER PROFICIENCY CERTIFICATION TEST (CPCT)

(Madhya Pradesh Agency for Promotion of Information Technology)

← → ↻ digitalm.com/per/g01/pub/1172/ASM/OnlineAssessment/42/CustomizedReport/analysisReport.html?1172@@42@@1@@841@@pK04AknYDUz5PdwpnTgf4AIz1EAh9ly14I... ☆ ⚙ ⌵

Candidate Analysis Report
Online Mock Test

Performance Analysis

[Overall Performance Analysis](#)

Overall Performance Analysis

The below questions scored by you, time spent by you, your percentage, your accuracy and number of correct, incorrect, unanswered and marked for review questions.

SECTION (GROUP)	MARKS SCORED BY YOU	TIME SPENT BY YOU (IN MINS)	YOUR SECTION PERCENTAGE	YOUR SECTION ACCURACY	TOTAL QUESTIONS	MAX NO OF QUESTIONS - TO ATTEMPT	QUESTIONS ATTEMPTED	CORRECT	INCORRECT	UNANSWERED	MARKED FOR REVIEW
COMPUTER PROFICIENCY & PROFICIENCY IN GENERAL IT SKILLS AND NETWORKING (CPCT)	6.00	6:26	11.54%	11.54%	52	52	7	6	1	45	0
READING COMPREHENSION (CPCT)	0.00	0:00	0.00%	0.00%	5	5	0	0	0	5	0
QUANTITATIVE APTITUDE (CPCT)	0.00	0:00	0.00%	0.00%	6	6	0	0	0	6	0
GENERAL MENTAL ABILITY AND REASONING (CPCT)	0.00	0:00	0.00%	0.00%	6	6	0	0	0	6	0
GENERAL AWARENESS (CPCT)	0.00	0:00	0.00%	0.00%	6	6	0	0	0	6	0

© 2021 Tata Consultancy Services Limited. All Rights Reserved. Terms of Use | Privacy Policy | Version 17.04.00

TATA CONSULTANCY SERVICES

15. Candidate can attempt any number of Paid Online Mock Test. For every attempt, candidate shall pay the requisite fee as mentioned in the CPCT Rulebook.